

## Technical Tip: Greater Control and More Reaction Time with SDP Ester

Activated esters, such as the *N*-hydroxysuccinimidyl (NHS) ester are the preferred method for attaching the bright, photostable Alexa Fluor® dyes to primary amines on molecules of interest, including antibodies and amine-modified oligos for use in imaging and flow cytometry applications as a result of the stable carboxamide bond that they form<sup>1</sup> (Figure 1). Although an easy and efficient means for attaching fluorophores, activated esters are also subject to hydrolysis. Of all of the Alexa Fluor® dyes, the Alexa Fluor® 488 NHS ester is the most hydrolytically unstable. Typically, in order to achieve efficient labeling, one must compensate for the loss of the material to this unwanted side-reaction with an excess of material to achieve the desired result. The tetrafluorophenyl ester or TFP ester was developed as an improved alternative to the NHS ester. With its improved hydrolytic stability, researchers using the TFP ester (under similar reaction conditions as an NHS ester) can achieve higher degree of labeling (Figure 2). The TFP ester will still hydrolyze at elevated pH where most amine-conjugations reactions occur. Thus, the only way to control the degree-of-labeling (DOL) with either the TFP or NHS activated esters is to alter the amounts or molar ratio (MR) of the activated ester to the molecule of interest.

The novel sulphodichlorophenyl ester (SDP) provides researchers with the first, truly hydrolytically stable form of the Alexa Fluor® 488 dye for amine-conjugations (Figure 3). Now in addition to adjusting the MR, one can also use time to control the resulting DOL and often use less dye to achieve optimum results.

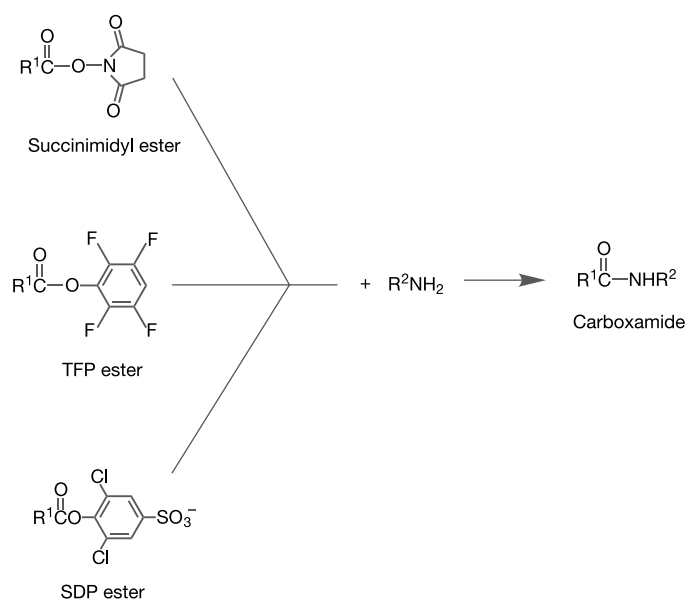
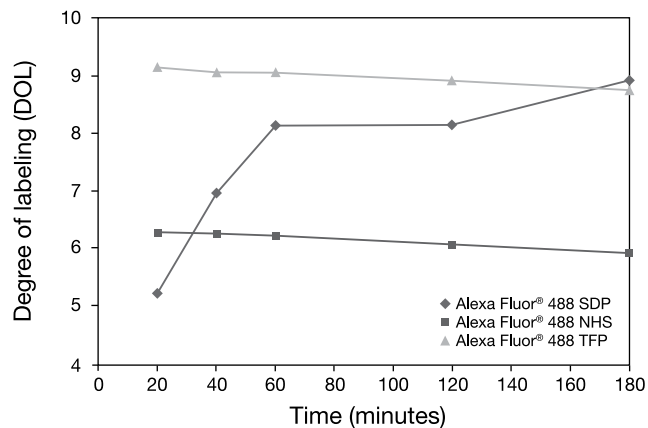
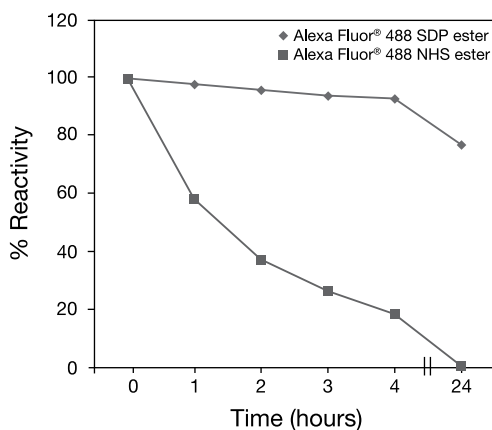


Figure 1. Reaction of a primary amine with a succinimidyl, a tetrafluorophenyl (TFP), or a sulfodichlorophenyl (SDP) ester.



**Figure 2.** Comparison of the reaction kinetics for Alexa Fluor 488 sulfodichlorophenyl (SDP) ester, tetrafluorophenyl (TFP) and *N*-hydroxysuccinimidyl esters with goat anti-mouse (GAM) IgG antibody under standard amine-conjugation reaction conditions. After normalizing the SDP, TFP or NHS ester to 100% reactivity, they were reacted with GAM IgG antibody at a molar ratio of 12 and the resulting degree of labeling (DOL) was measured at various time points.



**Figure 3.** The sulfodichlorophenyl (SDP) ester is significantly more hydrolytically stable than *N*-hydroxysuccinimidyl (NHS) esters under typical amine-conjugation reaction conditions. Equivalent amounts of either the SDP or NHS ester normalized to 100% reactivity were incubated in phosphate buffer at pH 8.6. At identified time points, the material was reacted with and excess of *n*-butylamine and analyzed by HPLC to determine remaining percent reactivity.

## Reference

1. Comparison of Three Common Amine Reactive Fluorescent Probes Used for Conjugation to Biomolecules by Capillary Zone Electrophoresis." Banks PR, Paquette DM. *Bioconjug Chem* 6, 447-458 (1995)

## Product List

Cat #	Product Name	Unit Size
A30052	Alexa Fluor <sup>®</sup> 488 5-SDP ester (Alexa Fluor <sup>®</sup> 488 sulfodichlorophenol ester)	1 mg

## Contact Information

---

**Molecular Probes, Inc.**  
29851 Willow Creek Road  
Eugene, OR 97402  
Phone: (541) 465-8300  
Fax: (541) 335-0504

**Customer Service:**  
6:00 am to 4:30 pm (Pacific Time)  
Phone: (541) 335-0338  
Fax: (541) 335-0305  
probesorder@invitrogen.com

**Toll-Free Ordering for USA:**  
Order Phone: (800) 438-2209  
Order Fax: (800) 438-0228

**Technical Service:**  
8:00 am to 4:00 pm (Pacific Time)  
Phone: (541) 335-0353  
Toll-Free (800) 438-2209  
Fax: (541) 335-0238  
probestech@invitrogen.com

**Invitrogen European Headquarters**  
Invitrogen, Ltd.  
3 Fountain Drive  
Inchinnan Business Park  
Paisley PA4 9RF, UK  
Phone: +44 (0) 141 814 6100  
Fax: +44 (0) 141 814 6260  
Email: euroinfo@invitrogen.com  
Technical Services: eurotech@invitrogen.com

Further information on Molecular Probes products, including product bibliographies, is available from your local distributor or directly from Molecular Probes. Customers in Europe, Africa and the Middle East should contact our office in Paisley, United Kingdom. All others should contact our Technical Service Department in Eugene, Oregon.

Molecular Probes products are high-quality reagents and materials intended for research purposes only. These products must be used by, or directly under the supervision of, a technically qualified individual experienced in handling potentially hazardous chemicals. Please read the Material Safety Data Sheet provided for each product; other regulatory considerations may apply.

### **Limited Use Label License No. 223: Labeling and Detection Technology**

The manufacture, use, sale or import of this product may be subject to one or more patents or pending applications owned or licensed by Invitrogen Corporation. The purchase of this product conveys to the buyer the non-transferable right to use the purchased amount of the product and components of the product in research conducted by the buyer (whether the buyer is an academic or for-profit entity) in a manner consistent with the accompanying product literature. The buyer cannot sell or otherwise transfer (a) this product (b) its components or (c) materials made using this product or its components to a third party or otherwise use this product or its components or materials made using this product or its components for Commercial Purposes. The buyer may transfer information or materials made through the use of this product to a scientific collaborator, provided that such transfer is not for any Commercial Purpose, and that such collaborator agrees in writing (a) to not transfer such materials to any third party, and (b) to use such transferred materials and/or information solely for research and not for Commercial Purposes. Commercial Purposes means any activity by a party for consideration and may include, but is not limited to: (1) use of the product or its components in manufacturing; (2) use of the product or its components to provide a service, information, or data; (3) use of the product or its components for therapeutic, diagnostic or prophylactic purposes; or (4) resale of the product or its components, whether or not such product or its components are resold for use in research. For products that are subject to multiple limited use label licenses, the most restrictive terms apply. Invitrogen Corporation will not assert a claim against the buyer of infringement of patents that are owned or controlled by Invitrogen Corporation and/or Molecular Probes, Inc. which cover this product based upon the manufacture, use or sale of a therapeutic, clinical diagnostic, vaccine or prophylactic product developed in research by the buyer in which this product or its components was employed, provided that neither this product nor any of its components was used in the manufacture of such product. If the purchaser is not willing to accept the limitations of this limited use statement, Invitrogen is willing to accept return of the product with a full refund. For information on purchasing a license to this product for purposes other than research, contact Molecular Probes, Inc., Business Development, 29851 Willow Creek Road, Eugene, OR 97402, Tel: (541) 465-8300. Fax: (541) 335-0354.

Several Molecular Probes products and product applications are covered by U.S. and foreign patents and patents pending. All names containing the designation ® are registered with the U.S. Patent and Trademark Office.

Copyright 2007, Molecular Probes, Inc. All rights reserved. This information is subject to change without notice.